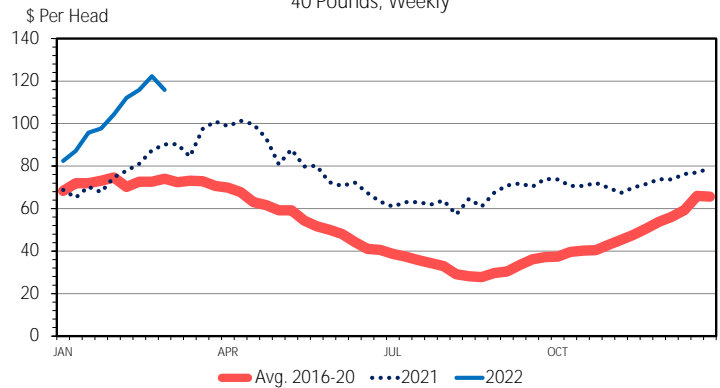


Yesterday's DLR discussed Iowa State University's estimated returns. One aspect discussed in that DLR for a wean to finish operation is the purchase of a 12-pound feeder pig. The 10-12 pound feeder pig price has been on a strong upward trend which will likely limit hog finishing profitability in the near term. The typical seasonal price pattern for both 10-12 pound and 40 pound feeder pigs is to follow a general upward trend at the start of the year then move lower over the summer months before another move higher to end the year. Three weeks ago, the 10-12 pound feeder pig price rose to \$83.29 per head, 43% (\$25.06) above the prior year and a record level. Prices have cooled slightly with last week at \$73.01 per head which was 34% or \$18.35 above last year.

The 40-pound feeder pig price has also started the year off strong. Two weeks ago, the price recently peaked at \$122.28 per head, up \$39.85 or 48.3% since the first week of 2022. Last week's price fell slightly to \$115.85 per head. The seasonal price trend typically moves higher through March and given the current pace could challenge the record level of \$139.14 per head set in April 2014. The December 1 Hogs and Pigs report noted farrowing intentions to be around 3.0 million head for the December-February and March-May periods, which is about even with the prior year. The March 1 Hogs and Pigs report will be available March 30 giving further insights regarding farrowings. Lower farrowings would support higher feeder pig prices in the near term.

Producers consider a myriad of factors when planning farrowing and production decisions. One factor considered are sow prices

FEEDER PIG PRICES 40 Pounds, Weekly

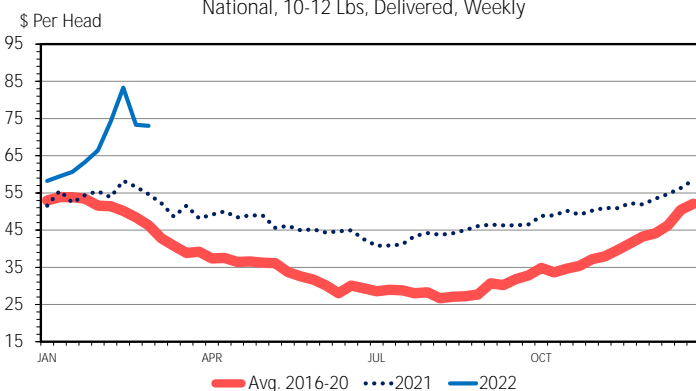


Data Source: USDA-AMS
Livestock Marketing Information Center

HP-22
03/04/22

which may or may not allow producers the opportunity to replace some sows with gilts. In the last few weeks, the negotiated sow purchase price for 450–499 pound sows has turned upward increasing from a recent low of \$42.58 per cwt to \$76.06 last week. Last year 450-499 pound sow prices peaked in the \$80-\$90 per cwt range twice. Prior to last year, late-2013 and mid-2014 were the only other times that sow prices reached higher than \$80 per cwt. The recent trends of lower farrowing intentions, increasing sow purchase prices, and rising feeder pig prices are indications that available hog supplies will likely remain tight in the near term.

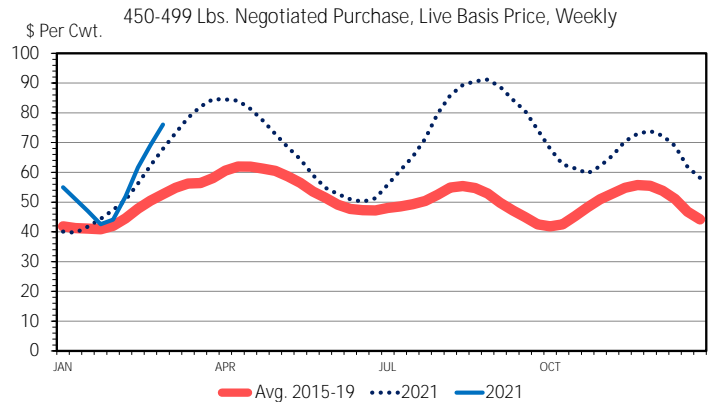
EARLY WEANED PIG PRICES National, 10-12 Lbs, Delivered, Weekly



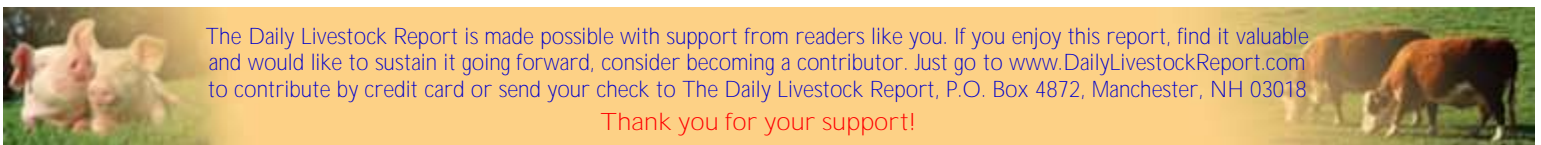
Data Source: USDA-AMS
Livestock Marketing Information Center

HP-21
03/04/22

SOW PRICES 450-499 Lbs. Negotiated Purchase, Live Basis Price, Weekly



Data Source: USDA-AMS, Compiled by LMIC
Livestock Marketing Information Center



The Daily Livestock Report is made possible with support from readers like you. If you enjoy this report, find it valuable and would like to sustain it going forward, consider becoming a contributor. Just go to www.DailyLivestockReport.com to contribute by credit card or send your check to The Daily Livestock Report, P.O. Box 4872, Manchester, NH 03018

Thank you for your support!

The **Daily Livestock Report** is published by **Steiner Consulting Group, DLR Division, Inc.** To subscribe, support or unsubscribe please visit www.dailylivestockreport.com.

The Daily Livestock Report is not owned, controlled, endorsed or sold by CME Group Inc. or its affiliates and CME Group Inc. and its affiliates disclaim any and all responsibility for the information contained herein. CME Group®, CME® and the Globe logo are trademarks of Chicago Mercantile Exchange, Inc.

Disclaimer: The *Daily Livestock Report* is intended solely for information purposes and is not to be construed, under any circumstances, by implication or otherwise, as an offer to sell or a solicitation to buy or trade any commodities or securities whatsoever. Information is obtained from sources believed to be reliable, but is in no way guaranteed. No guarantee of any kind is implied or possible where projections of future conditions are attempted. Futures trading is not suitable for all investors, and involves the risk of loss. Past results are no indication of future performance. Futures are a leveraged investment, and because only a percentage of a contract's value is required to trade, it is possible to lose more than the amount of money initially deposited for a futures position. Therefore, traders should only use funds that they can afford to lose without affecting their lifestyle. And only a portion of those funds should be devoted to any one trade because a trader cannot expect to profit on every trade.

PRODUCTION & PRICE SUMMARY

Week Ending

3/5/2022

Source: Various USDA Agricultural Marketing Service (Market News) reports. DATA ARE PRELIMINARY.

Item	Units	Current Week	Last Week	Pct. Change	Last Year	Pct. Change	YTD	Y/Y % Change
		5-Mar-22	26-Feb-22		6-Mar-21			
Beef, Pork, Chicken, & Turkey	Mil Lbs., cwe	1,985	2,010	-1.3%	2,079	-4.5%	17,658	-1.2%
C Fl Slaughter	Thou. Head	658	647	1.7%	666	-1.2%	5,811	-0.3%
A Fl Cow Slaughter **	Thou. Head	145	146	-0.7%	106	36.5%	14,028	2.5%
T Avg. Dressed Weight	Lbs.	843	844	-0.1%	830	1.6%	840	0.0%
T Beef Production	Million Lbs.	553.1	544.7	1.5%	551.4	0.3%	4,881	-0.2%
L Live Fed Steer Price, 5-Mkt	\$ per cwt	140.76	143.22	-1.7%	113.64	23.9%		
E Dressed Steer Price, 5-Mkt	\$ per cwt	224.62	227.13	-1.1%	179.79	24.9%		
Oklahoma Steer (600-700 lbs)	\$ per cwt	173.95	173.77	0.1%	147.06	18.3%		
& Choice Beef Cutout	\$ per cwt	255.72	260.82	-2.0%	234.39	9.1%		
Hide/Offal	\$ per cwt, live wt	13.97	14.04	-0.5%	9.79	42.7%		
B Rib, Primal, Choice	\$ per cwt	376.53	376.48	0.0%	383.64	-1.9%		
E Round, Primal, Choice	\$ per cwt	220.50	222.59	-0.9%	191.59	15.1%		
E Chuck, Primal, Choice	\$ per cwt	214.41	226.81	-5.5%	199.37	7.5%		
F Trimmings, 50%, Fresh	\$ per cwt	99.87	99.49	0.4%	46.48	114.9%		
Trimmings, 90%, Fresh	\$ per cwt	284.27	283.89	0.1%	232.87	22.1%		
H Fl Slaughter	Thou. Head	2,427	2,496	-2.8%	2,557	-5.1%	22,239	-7.8%
H Fl Sow Slaughter **	Thou. Head	61.6	61.0	0.9%	52.6	17.0%	6,874	1.4%
O Avg. Dressed Weight	Lbs.	218.0	219.0	-0.5%	217.0	0.5%	219	-0.1%
G Pork Production	Million Lbs.	529.8	545.8	-2.9%	555.4	-4.6%	4,860	-7.8%
S Natl. Negotiated Purchase	Wtd. Avg.	95.02	90.61	4.9%	82.57	15.1%		
Natl. Base Carcass Price	Wtd. Avg.	96.72	96.33	0.4%	81.76	18.3%		
& Natl. Net Carcass Price	Wtd. Avg.	98.48	98.01	0.5%	83.78	17.5%		
Natl. Early Wean Feeder	10-12 Lbs.	73.01	73.33	-0.4%	54.66	33.6%		
P Pork Cutout	\$ per cwt	107.86	111.08	-2.9%	93.46	15.4%		
O By-product Value	\$ per cwt, live wt	5.55	5.51	0.7%	4.60	20.7%		
R Ham, Primal	\$ per cwt	84.18	81.48	3.3%	80.89	4.1%		
K Loin, Primal	\$ per cwt	102.82	106.35	-3.3%	81.74	25.8%		
Belly, Primal	\$ per cwt	197.20	214.11	-7.9%	160.19	23.1%		
Trimmings, 72%, Fresh	\$ per cwt	90.30	92.85	-2.7%	99.49	-9.2%		
C Young Chicken Slaughter *	Million Head	165.4	166.0	-0.4%	177.43	-6.8%	1,458	3.2%
H Avg. Weight (RTC)	Lbs.	4.85	4.90	-1.1%	4.91	-1.2%	4.84	0.1%
I Young Chicken Production (RTC)	Million Lbs.	802.1	813.9	-1.5%	871.1	-7.9%	7,063	3.3%
C Eggs Set (US)	Million	239.3	239.8	-0.2%	241.3	-0.8%	26,520	1.3%
K Chicks Placed (US)	Million Head	185.7	185.9	-0.1%	186.7	-0.6%	20,914	-0.1%
E National Composite Whole Bird	Composite	135.67	128.20	5.8%	83.37	62.7%		
N Northeast Breast, B/S	\$ per cwt	274.73	274.24	0.2%	138.34	98.6%		
Northeast Leg Quarters	\$ per cwt	39.29	38.08	3.2%	36.52	7.6%		
T Total Turkey Slaughter *	Million Head	3.73	4.07	-8.6%	3.63	2.6%	31.9	-0.8%
U Avg. Weight (RTC)	Lbs.	26.82	25.95	3.4%	27.85	-3.7%	26.79	-1.3%
R Turkey Production (RTC)	Million Lbs.	99.9	105.7	-5.5%	101.1	-1.2%	854	-2.1%
K National Hen (8-12 Lbs)	\$ per cwt	134.18	132.79	1.0%	111.40	20.4%		
G Corn, Omaha	\$ per Bushel	7.25	6.87	5.5%	5.17	40.2%		
R Distillers Grain, IA	\$ per Ton	294.00	294.00	0.0%	NQ	N/A		
A Soybean, Cntrl IL	\$ per Bushel	16.65	16.63	0.1%	14.30	16.4%		
I Soybn Meal 48%, Cntrl IL	\$ per Ton	474.90	459.80	3.3%	420.70	12.9%		

* Chicken & turkey slaughter & production are 1 week earlier than the date at the top of this sheet.

** Cow and sow slaughter reflect levels from two weeks ago (part of "actual" rather than "preliminary" weekly slaughter report).

The Daily Livestock Report is made possible with support from readers like you. If you enjoy reading this report and would like to sustain it going forward, [consider becoming a contributor](http://www.DailyLivestockReport.com) by going to our website: www.DailyLivestockReport.com

Thank you for your support!

