

USDA's Economic Research Service posted their monthly international trade data yesterday (they calculate carcass weight equivalents for meats and ready to cook weights for poultry from data compiled by the Foreign Agriculture Service), the data are available [here](#). The new data are for October; it was a very good month for U.S. beef and pork sales.

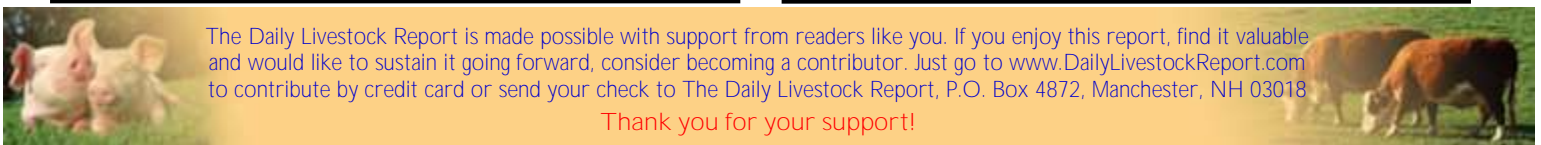
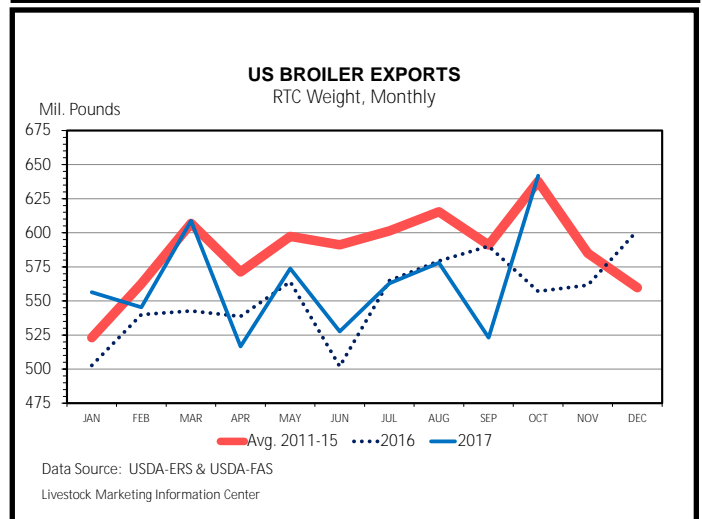
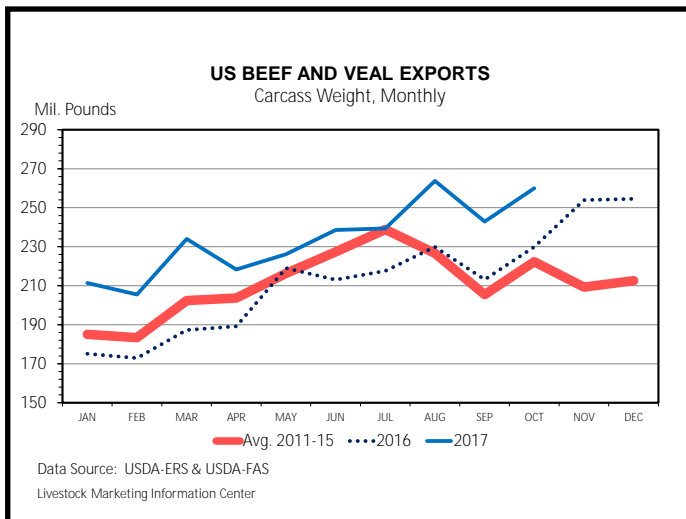
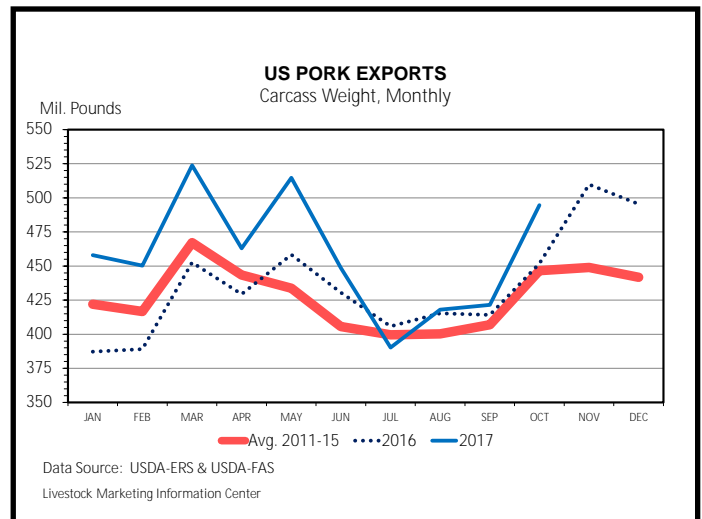
Beef Exports and Imports October extended the trend of year-over-year increases in U.S. beef export volume to 16 consecutive months. October's tonnage was 9.3% above a year ago. For seven months in a row, the U.S. also has imported more pounds of beef than a year earlier. Still, in October, the tonnage of beef exported exceeded imports. The data showed that the U.S. remained on-track to sell a record volume to foreign countries in 2017.

Pork Trade Pork exports rebounded in October from the disappointing levels of the prior three months. For the month, tonnage was up 9.5% compared to 2016's. U.S. pork imports were higher than a year ago for the eighth consecutive month. Volume sold was the largest ever for the month of October. Even with the June-September sales swoon, 2017 could easily set a new record high for U.S. tonnage exported.

Poultry Exports U.S. poultry exports struggled in 2016 and 2017 due in large part to lingering bans and subsequent struggles to regain markets caused by the Highly Pathogenic Avian Influenza (H7N7) in U.S. flocks that began in late 2014 and

became very serious in the first several months of 2015. Those particular U.S. outbreaks were resolved in 2016. In October, U.S. broiler export tonnage rebounded reaching the largest volume for any month since October 2014. For the year, if current trends continue, 2017 will be the best year for U.S. chicken exports since 2014, but down 7% to 9% from 2013's record high.

Lower U.S. wholesale turkey prices have supported exports. In October, tonnage was 22.6% above 2016's. However, exports remained dramatically below 2014's (down 21.4%).



The Daily Livestock Report is made possible with support from readers like you. If you enjoy this report, find it valuable and would like to sustain it going forward, consider becoming a contributor. Just go to www.DailyLivestockReport.com to contribute by credit card or send your check to The Daily Livestock Report, P.O. Box 4872, Manchester, NH 03018

Thank you for your support!

The **Daily Livestock Report** is published by **Steiner Consulting Group, DLR Division, Inc.**. To subscribe, support or unsubscribe please visit www.dailylivestockreport.com.

The Daily Livestock Report is not owned, controlled, endorsed or sold by CME Group Inc. or its affiliates and CME Group Inc. and its affiliates disclaim any and all responsibility for the information contained herein. CME Group®, CME® and the Globe logo are trademarks of Chicago Mercantile Exchange, Inc.

Disclaimer: The *Daily Livestock Report* is intended solely for information purposes and is not to be construed, under any circumstances, by implication or otherwise, as an offer to sell or a solicitation to buy or trade any commodities or securities whatsoever. Information is obtained from sources believed to be reliable, but is in no way guaranteed. No guarantee of any kind is implied or possible where projections of future conditions are attempted. Futures trading is not suitable for all investors, and involves the risk of loss. Past results are no indication of future performance. Futures are a leveraged investment, and because only a percentage of a contract's value is required to trade, it is possible to lose more than the amount of money initially deposited for a futures position. Therefore, traders should only use funds that they can afford to lose without affecting their lifestyle. And only a portion of those funds should be devoted to any one trade because a trader cannot expect to profit on every trade.