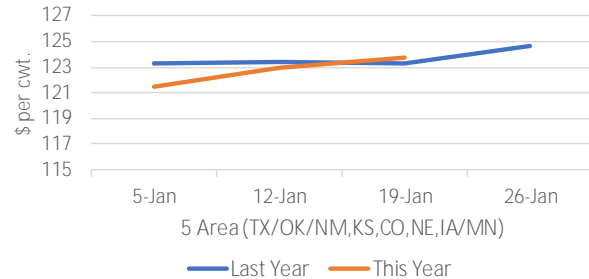


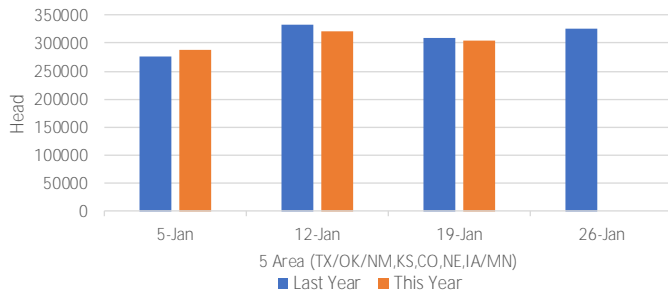
Slaughter cattle prices have been stable with a slight positive bias to start 2019. The trend has been consistent with expectations driven by basis premiums in futures market prices relative to the spot cash market trade in late 2018. Trade volumes through the first three weeks of the year are running short of a year ago by half a percent. Larger trade volume (compared to a year earlier) in the first week has been offset by slight declines in the following two weeks (chart below).

Slaughter Cattle Prices
Steers and Heifers - Beef Breed - Live Basis



Data Source: USDA AMS Reports LM CT145 and LM CT150
Prepared by Livestock Marketing Information Center

Slaughter Cattle Trade Volume
Steers and Heifers - Beef Breeds



Data Source: USDA AMS Reports LM CT145 and LM CT150
Prepared by Livestock Marketing Information Center

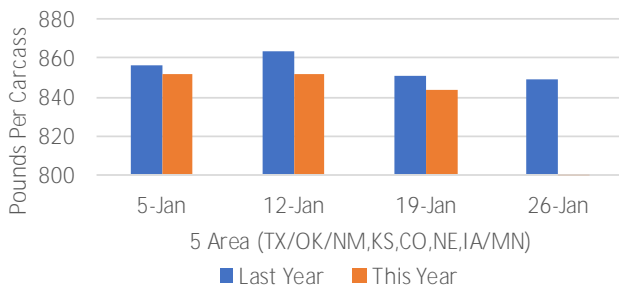
Average weights of cattle are running lighter than a year ago by about 1%, so between slightly fewer head and lighter animals this may infer a small decline in steer and heifer beef production, assuming meat yields per carcass are stable. Live cattle average weights have been down slightly more than dressed carcass weights in percentage terms.

Although the cattle market this January is very similar to a year ago on considerations of price and quantity produced, there has been a major difference in the volume by marketing contracts.

During the first week of the year, forward contract dressed cattle volume was down 70% from a year earlier. That decline has moderated to a 50%-60% decline during the last two weeks. Trade volume for live cattle on a forward contract basis during the last three weeks, by contrast, has been up 40% from a year ago. Live and dressed negotiated volumes were both higher the first week of January compared to a year ago, up 9% and 23% respectively. That volume fell off quickly in the two succeeding weeks with negotiated live cattle volumes falling 30%-40% compared to a year ago in each of those weeks and dressed negotiated volumes declining close to 25% in the each of the following two weeks.

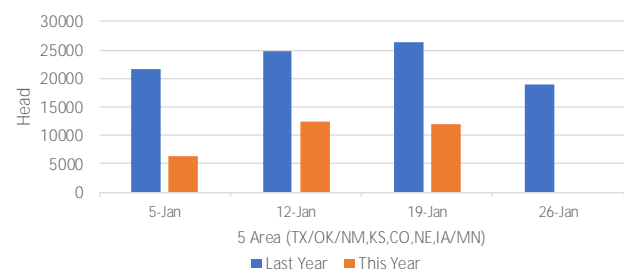
Cattle Weights

Dressed Carcass Trade - Steers and Heifers - Beef

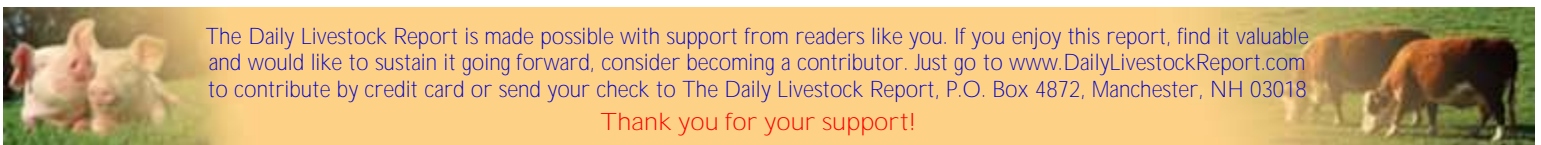


Data Source: USDDDA-AMS LM CT145 and LM CT150
Prepared by Livestock Marketing Information Service

Slaughter Cattle Trade Volume
Steers and Heifers, Beef Breeds, Dressed, Forward Contract



Data Source: USDA AMS Report LM CT145
Prepared by Livestock Marketing Information Center



The Daily Livestock Report is made possible with support from readers like you. If you enjoy this report, find it valuable and would like to sustain it going forward, consider becoming a contributor. Just go to www.DailyLivestockReport.com to contribute by credit card or send your check to The Daily Livestock Report, P.O. Box 4872, Manchester, NH 03018

Thank you for your support!

The **Daily Livestock Report** is published by Steiner Consulting Group, DLR Division, Inc.. To subscribe, support or unsubscribe please visit www.dailylivestockreport.com.

The Daily Livestock Report is not owned, controlled, endorsed or sold by CME Group Inc. or its affiliates and CME Group Inc. and its affiliates disclaim any and all responsibility for the information contained herein. CME Group®, CME® and the Globe logo are trademarks of Chicago Mercantile Exchange, Inc.

Disclaimer: The *Daily Livestock Report* is intended solely for information purposes and is not to be construed, under any circumstances, by implication or otherwise, as an offer to sell or a solicitation to buy or trade any commodities or securities whatsoever. Information is obtained from sources believed to be reliable, but is in no way guaranteed. No guarantee of any kind is implied or possible where projections of future conditions are attempted. Futures trading is not suitable for all investors, and involves the risk of loss. Past results are no indication of future performance. Futures are a leveraged investment, and because only a percentage of a contract's value is required to trade, it is possible to lose more than the amount of money initially deposited for a futures position. Therefore, traders should only use funds that they can afford to lose without affecting their lifestyle. And only a portion of those funds should be devoted to any one trade because a trader cannot expect to profit on every trade.

PRODUCTION & PRICE SUMMARY

Week Ending 1/26/2019

Source: Various USDA Agricultural Marketing Service (Market News) reports. DATA ARE PRELIMINARY.

Item	Units	Current	Last Week	Pct. Change	Last Year	Pct. Change	YTD	Y/Y % Change	
		Week			Year				
		26-Jan-19	19-Jan-19		27-Jan-18				
Beef, Pork, Chicken, & Turkey		Mill Lbs., cwe	1,936	1,938	-0.1%	1,804	7.3%	6,440	1.6%
C	FI Slaughter	Thou. Head	610	620	-1.6%	594	2.7%	2,305	-2.5%
A	FI Cow Slaughter **	Thou. Head	NQ	NQ	N/A	125	N/A	NQ	N/A
T	Avg. Dressed Weight	Lbs.	832	832	0.0%	827	0.6%	830	0.2%
T	Beef Production	Million Lbs.	507.0	515.1	-1.6%	490.4	3.4%	1,914	-2.3%
L	Live Fed Steer Price, 5-Mkt	\$ per cwt	123.04	123.98	-0.8%	126.46	-2.7%		
E	Dressed Steer Price, 5-Mkt	\$ per cwt	196.49	196.99	-0.3%	199.74	-1.6%		
	Oklahoma Steer (600-700 lbs)	\$ per cwt	146.61	145.46	0.8%	158.79	-7.7%		
&	Choice Beef Cutout	\$ per cwt	216.71	212.36	2.0%	206.70	4.8%		
	Hide/Offal	\$ per cwt, live wt	8.95	8.98	-0.3%	10.58	-15.4%		
B	Rib, Primal, Choice	\$ per cwt	348.73	344.79	1.1%	317.26	9.9%		
E	Round, Primal, Choice	\$ per cwt	175.81	168.40	4.4%	173.49	1.3%		
E	Chuck, Primal, Choice	\$ per cwt	177.05	174.23	1.6%	178.31	-0.7%		
F	Trimnings, 50%, Fresh	\$ per cwt	55.74	58.92	-5.4%	84.99	-34.4%		
	Trimnings, 90%, Fresh	\$ per cwt	202.29	201.72	0.3%	214.70	-5.8%		
H	FI Slaughter	Thou. Head	2,501	2,508	-0.3%	2,363	5.8%	9,420	1.7%
O	FI Sow Slaughter **	Thou. Head	NQ	NQ	N/A	60.2	N/A	NQ	N/A
O	Avg. Dressed Weight	Lbs.	213.0	213.0	0.0%	214.0	-0.5%	213	-0.3%
G	Pork Production	Million Lbs.	533.7	535.2	-0.3%	505.1	5.7%	2,010	1.5%
S	Iowa-S. Minn. Direct	Wtd. Avg.	52.16	52.06	0.2%	69.50	-25.0%		
	Natl. Base Carcass Price	Wtd. Avg.	59.26	58.98	0.5%	71.38	-17.0%		
&	Natl. Net Carcass Price	Wtd. Avg.	61.07	60.74	0.5%	73.30	-16.7%		
	Pork Cutout	\$ per cwt	68.82	70.25	-2.0%	82.43	-16.5%		
P	By-product Value	\$ per cwt, live wt	3.36	3.39	-0.9%	3.77	-10.9%		
O	Ham, Primal	\$ per cwt	49.27	49.83	-1.1%	66.26	-25.6%		
R	Loin, Primal	\$ per cwt	66.31	64.68	2.5%	72.13	-8.1%		
K	Belly, Primal	\$ per cwt	123.11	134.47	-8.5%	141.36	-12.9%		
	Trimnings, 72%, Fresh	\$ per cwt	56.79	53.31	6.5%	74.98	-24.3%		
C	Young Chicken Slaughter *	Million Head	167.9	165.9	1.2%	147.63	13.7%	472	6.7%
H	Avg. Weight (RTC)	Lbs.	4.66	4.69	-0.6%	4.72	-1.3%	4.69	-0.6%
I	Young Chicken Production (RTC)	Million Lbs.	782.0	777.8	0.5%	696.8	12.2%	2,211	6.1%
C	Eggs Set (US)	Million	NQ	NQ	N/A	223.5	N/A	NQ	N/A
K	Chicks Placed (US)	Million Head	NQ	NQ	N/A	181.6	N/A	NQ	N/A
E	National Composite Whole Bird	Composite	101.63	99.96	1.7%	92.72	9.6%		
N	Northeast Breast, B/S	\$ per cwt	101.63	99.57	2.1%	107.12	-5.1%		
	Northeast Leg Quarters	\$ per cwt	30.06	29.08	3.4%	35.52	-15.4%		
T	Total Turkey Slaughter *	Million Head	4.25	4.17	2.1%	4.23	0.7%	11.5	-4.5%
U	Avg. Weight (RTC)	Lbs.	26.67	26.44	0.9%	26.45	0.8%	26.62	1.6%
R	Turkey Production (RTC)	Million Lbs.	113.5	110.1	3.0%	111.8	1.5%	305	-3.0%
K	National Hen (8-12 Lbs)	\$ per cwt	82.80	81.00	2.2%	81.07	2.1%		
G	Corn, Omaha	\$ per Bushel	3.60	3.60	0.0%	3.37	7.0%		
R	Distillers Grain, IA	\$ per Ton	155.00	157.50	-1.6%	140.00	10.7%		
A	Soybean, Cntrl IL	\$ per Bushel	8.85	8.72	1.4%	9.80	-9.7%		
I	Soybn Meal 48%, Cntrl IL	\$ per Ton	311.30	313.70	-0.8%	333.90	-6.8%		

* Chicken & turkey slaughter & production are 1 week earlier than the date at the top of this sheet.

** Cow and sow slaughter reflect levels from two weeks ago (part of "actual" rather than "preliminary" weekly slaughter report).

The Daily Livestock Report is made possible with support from readers like you. If you enjoy this report, find it valuable and would like to sustain it going forward, consider becoming a contributor. Just go to www.DailyLivestockReport.com to contribute by credit card or send your check to The Daily Livestock Report, P.O. Box 4872, Manchester, NH 03018

Thank you for your support!

